


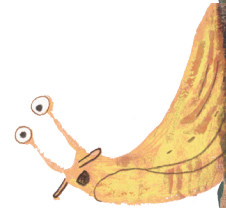
# Match Mel's Friends

Mel has lots of animal friends who cheer her on.  
Draw a line to match each animal with its name.



Squirrel

Owls




Spider

Bees

Slug

Ladybug






**Sometimes, you might fall down, down, down,  
before you learn to fly up, up, up . . .**

Can you think of a time you had to work hard to reach  
a goal? Write or draw about it in the space below.









# Mel Fell Coloring Page

Color in Mel as she takes her leap of faith!

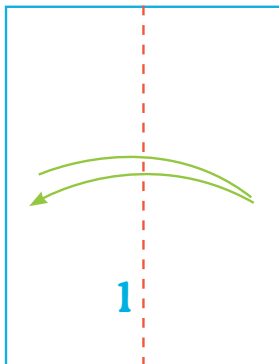




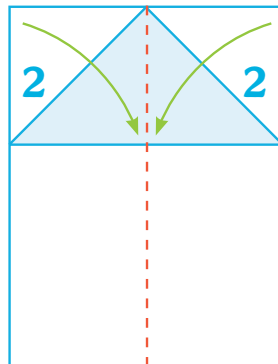
# Make Mel Fly!

Follow these steps to create your own kingfisher paper airplane. Color it in and make Mel Fly!

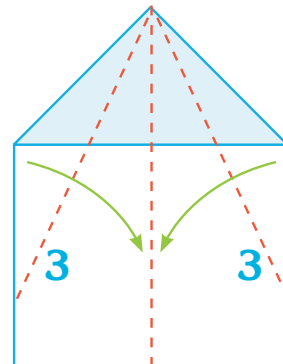
## DIRECTIONS FOR FOLDING



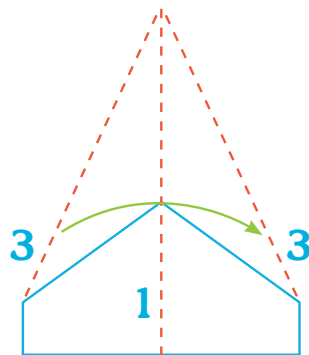
Step 1



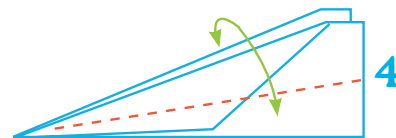
Step 2



Step 3



Step 4



Step 5

**Step 1:** Fold your paper in half along the dashed line marked 1, then open the paper back up.

**Step 2:** Fold the top corners down along the dashed lines marked 2, so the edges meet at the middle line.

**Step 3:** Fold the outside edges toward the middle by following the dashed lines marked 3.

**Step 4:** Fold your paper in half, just like you did in Step 1.

**Step 5:** Fold your wings down along the dashed lines marked 4.